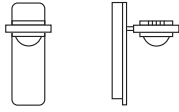


Ocular Wandleuchte Glas

Wandleuchte aus
Edelstahl und Glas,
direkt/indirekt
Linse: Ø 67 mm

*wall lamp made of
stainless steel and glass,
direct/indirect
lens: Ø 67 mm*

L=250mm x B=80mm, Linse D=67mm,
Gewicht 1,8kg,
1x LED 4,7W, 633lm
1x LED Uplight 4,7W 633lm
Dimmbar mit handelsüblichem LED Dimmer



Glas weiß

white glass

234WL012WS

Glas rot

red glass

234WL012RO

Glas anthrazit

anthracite glass

234WL012AN

Glas violett

violet glass

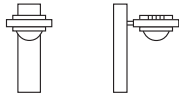
234WL012VI

Ocular Wandleuchte

Wandleuchte
aus Edelstahl,
direkt/indirekt
Linse: Ø 67 mm

*wall lamp made
of stainless steel,
direct/indirect
lens: Ø 67 mm*

L=235mm x B=60mm, Linse D=67mm,
Gewicht 1,3kg,
1x LED 4,7W, 633lm
1x LED Uplight 4,7W 633lm
Dimmbar mit handelsüblichem LED Dimmer



gebürstet

brushed

234WL00100

handpoliert

hand polished

234WL001PO

matt schwarz

matt black

234WL001SW

Messing natur

pure brass

234WL001MS

weiß

white

234WL001WS

schwarz / gold

black / gold

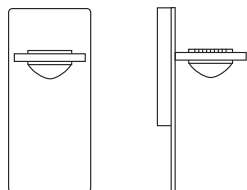
234WL001SG

**Ocular Wandleuchte Glas
Serie 100**

Wandleuchte aus
Edelstahl und Glas,
direkt/indirekt
Linse: Ø 100 mm

*wall lamp made of
stainless steel and glass,
direct/indirect
lens: Ø 100 mm*

L=450mm x B=200mm, Linse D=100mm,
Gewicht 4,3kg.
1x LED 17,1W, 2354lm
1x LED Uplight 4,7W 633lm
Dimmbar mit handelsüblichem LED Dimmer



Glas weiß	<i>white glass</i>	234WL120WS
Glas rot	<i>red glass</i>	234WL120RO
Glas anthrazit	<i>anthracite glass</i>	234WL120AN
Glas violett	<i>violet glass</i>	234WL120VI

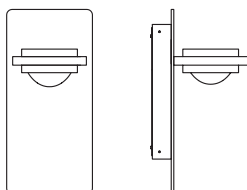
**Ocular Wandleuchte Glas
Serie 100
Master**

NEU

Wandleuchte aus
Edelstahl und Glas,
direkt/indirekt
Linse: Ø 100 mm

*wall lamp made of
stainless steel and glass,
direct/indirect
lens: Ø 100 mm*

L=450mm x B=200mm, Linse D=100mm,
Gewicht 4,5kg.
1x LED 20,2W, 2593lm
1x LED Uplight 8W 1131lm
Dimmung über DALI oder 1-10V



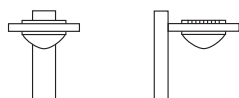
Glas weiß	<i>white glass</i>	234WL130WS
Glas rot	<i>red glass</i>	234WL130RO
Glas anthrazit	<i>anthracite glass</i>	234WL130AN
Glas violett	<i>violet glass</i>	234WL130VI

**Ocular Wandleuchte
Serie 100**

Wandleuchte
aus Edelstahl,
direkt/indirekt
Linse: Ø 100 mm

*wall lamp made
of stainless steel,
direct/indirect
lens: Ø 100 mm*

L=235mm x B=60mm, Linse D=100mm,
Gewicht 2,3kg.
1x LED 17,1W, 2354lm
1x LED Uplight 4,7W 633lm
Dimmbar mit handelsüblichem LED Dimmer



gebürstet	<i>brushed</i>	234WL02000
handpoliert	<i>hand polished</i>	234WL020PO
matt schwarz	<i>matt black</i>	234WL020SW
Messing natur	<i>pure brass</i>	234WL020MS
weiß	<i>white</i>	234WL020WS
schwarz / gold	<i>black / gold</i>	234WL020SG

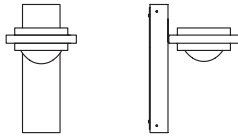
**Ocular Wandleuchte
Serie 100
Master**

NEU

Wandleuchte
aus Edelstahl,
direkt/indirekt
Linse: Ø 100 mm

*wall lamp made
of stainless steel,
direct/indirect
lens: Ø 100 mm*

L=314mm x B=92mm, Linse D=100mm,
Gewicht 2,5kg,
1x LED 20,2W, 2593lm
1x LED Uplight 8W 1131lm
Dimmung über DALI oder 1-10V



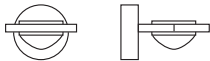
gebürstet	<i>brushed</i>	234WL03000
handpoliert	<i>hand polished</i>	234WL030PO
matt schwarz	<i>matt black</i>	234WL030SW
Messing natur	<i>pure brass</i>	234WL030MS
weiß	<i>white</i>	234WL030WS
schwarz / gold	<i>black / gold</i>	234WL030SG

**Ocular Wandleuchte
Serie 100
rund**

Wandleuchte
aus Edelstahl,
Linse: Ø 100 mm

*wall lamp made
of stainless steel,
lens: Ø 100 mm*

L=235mm x D=130mm, Linse D=100mm,
Gewicht 2,3kg,
1x LED 17,1W, 2354lm
1x LED Uplight 4,7W 633lm
Dimmbar mit handelsüblichem LED Dimmer



gebürstet	<i>brushed</i>	232WL16000
handpoliert	<i>hand polished</i>	232WL160PO
matt schwarz	<i>matt black</i>	232WL160SW
Messing natur	<i>pure brass</i>	232WL160MS
weiß	<i>white</i>	232WL160WS
schwarz / gold	<i>black / gold</i>	232WL160SG